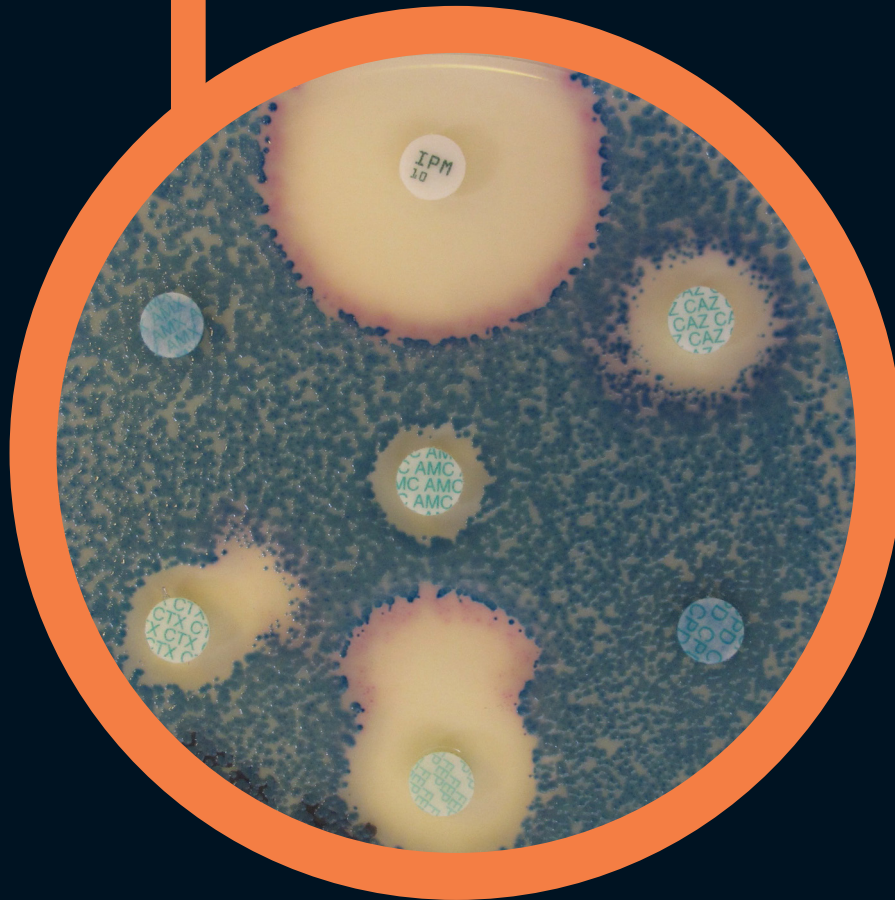


CHROMagar™ MH Orientation



Chromogenic Mueller Hinton agar

Chromogenic Mueller Hinton agar

Background

CHROMagar™ MH Orientation is a chromogenic Mueller Hinton agar. This product was developed with the aim to speed up the time to results by combining the chromogenic differentiation of the species in the sample, and the antibiotic susceptibility test. This tool allows a same-day results in both fields, the identification and susceptibility, directly in the primary culture, contrary to the concomitant traditional protocol which takes 48 hours.

An evaluation was carried by AB Biodisk in 2008, comparing the performances of our CHROMagar™ MH Orientation with the traditional Mueller-Hinton formulation¹. This study, carried with over 20 classical antimicrobial agents, concluded that the use of our medium with Etest can provide same day results.

The CHROMagar™ MH Orientation has been used principally in two applications, but it certainly may find usefulness in many other cases.

The first application is on samples from ICU patients with Ventilated Associated Pneumonia (VAP), which is one of the most frequent ICU nosocomial infections with high morbidity and mortality. Shortening the period in which empirical therapy can be optimized results in better outcomes. As stated by the Spanish team, leader in this protocol², plating respiratory samples directly onto the CHROMagar™ MH Orientation is "a rapid procedure for antimicrobial susceptibility testing (...) crucial for modifying therapeutic regimens".

The second application is the common Urine Tract Infections (UTI) for which physicians usually prescribe an empiric therapy. Urine samples with typical infection counts of 10³-10⁵cfu/ml can be spread directly on this plate. Pluri-microbial samples as well as monomicrobial-contaminated samples can be easily investigated by this method.

In this case also as in the VAP, the same-day identification and susceptibility results can confirm the empirical therapy, or help in the decision to change it.

References:

1. Engelhardt A. et al, Rapid Etest® MIC Testing Using CHROMagar™ And Mueller Hinton Agar For Gram Positive And Gram Negative Aerobes – ECCMID 2008
2. E.Cercenado et al, Evaluation of direct E-test on lower respiratory tract samples using a chromogenic agar medium: a rapid procedure for antimicrobial susceptibility testing ECCMID 2009

Medium Performance

1 2 IN 1

It allows chromogenic identification and antibiotic susceptibility in the same plate.

2 FAST RESULTS

For many microorganisms/antibiotics, the results can be read just after overnight incubation.

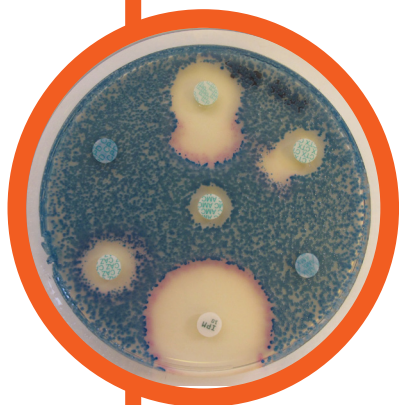
3 EASY PLATE READING

Thanks to the chromogenic reactions, diameters and/or inhibitions zones are clearly defined.

Medium Description

Powder Base	Total	39.4 g/L
	Agar	17.0
	Peptones & growth factors	21.0
	Chromogenic mix	1.4
	Storage at 15/30°C - pH: 7.1 ± 0.2	
	Shelf Life	2 years
+		
Supplement (included in the pack)	Growth and regulator factors	4 ml/L
	Storage at 15/30°C	
	Aspect: Liquid Form	
	Shelf Life	3 years


Usual Samples	urine, respiratory excretions
Procedure	Direct spreading. Incubation 18-24h at 37°C. Aerobic conditions.
For detailed preparation procedure, please refer to our IFU.	



Antibiogram Plate Reading


- *E.coli*
→ dark pink to reddish
- *Klebsiella, Enterobacter, Citrobacter*
→ metallic blue

[More on the Instructions For Use](#)



UTI Test Analysis: on CHROMagar MH Orientation

--> *Klebsiella* + *Pseudomonas*



UTI Test Analysis: on CHROMagar MH Orientation

--> *E.coli* + *Enterococci* (contamination)



Antibiogram¹ --> mix of Gram(-)



Antibiogram¹ *E.faecalis* after 8h incubation on basic MH agar



Antibiogram¹ *E.faecalis* after 8h incubation on CHROMagar MH Orientation agar

Order References

Please use these product references when contacting your local distributor:

- 5000 ml pack MH482
25 L pack MH483-25

Manufacturer: CHROMagar
4 place du 18 juin 1940 75006 Paris - France
Email: CHROMagar@CHROMagar.com
Website: www.CHROMagar.com

Find your nearest distributor on
www.CHROMagar.com/contact